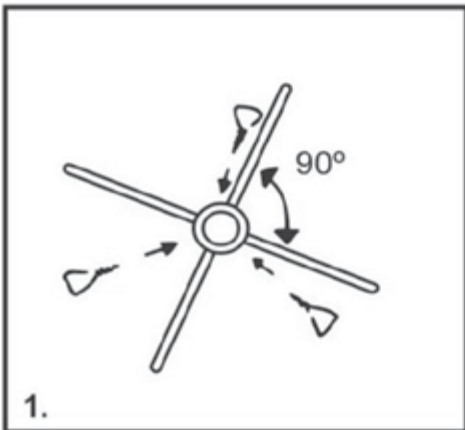
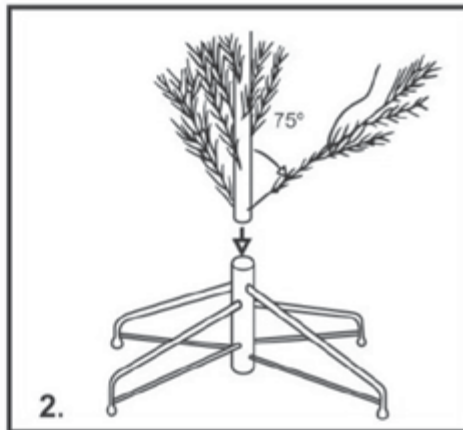


FIR CHRISTMAS TREES

SETUP INSTRUCTIONS



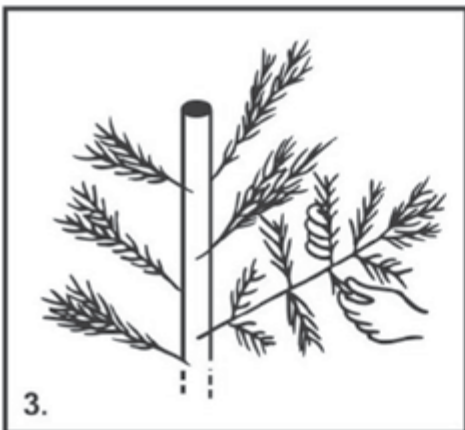
1. Fan out metal stand so that legs are at a 90° angle



2. Insert the trunk of the bottom piece of tree into the base

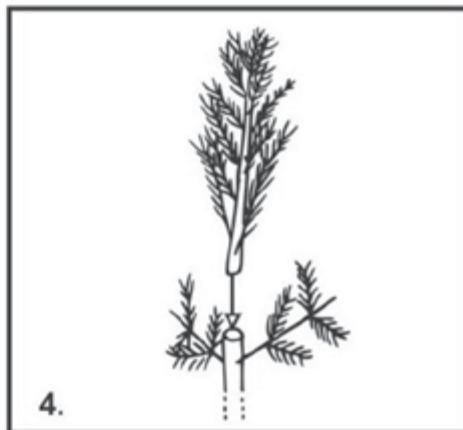
Secure trunk to base using the screws included with the tree

Gently pull branches away from the trunk to an angle of around 75°



3. Open up the leaves by gently adjusting them away from the branch

Fan leaves to the right and left of branches to create a full, natural look



4. Insert top of tree into trunk and gently fan out branches and leaves

fir christmas trees have thousands of needle tips in multiple shades to create a beautifully full, natural and timeless appeal

also available
fir hanging wreaths



fir:
DEC3002 50cm | DEC3003 60cm

colours

fir



mini H60cm
fir DEC3825



sm H120cm
fir DEC2572



med H180cm
fir DEC2573



lge H240cm
fir DEC2574