



TAB204
nesting side table set – bronze
sm D43xH56cm
lge D56xH69cm



TAB205
nesting side table set – charcoal
sm D43xH56cm
lge D56xH69cm



TAB285
nesting side table set – clear
sm D43xH56cm
lge D56xH69cm



TAB203
nesting coffee table set – bronze
sm D61xH35cm
lge D91xH40cm



TAB199
nesting coffee table set – charcoal
sm D61xH35cm
lge D91xH40cm



TAB266
nesting coffee table set – clear
sm D61xH35cm
lge D91xH40cm



TAB230b/TAB230c
square side table
bronze/charcoal
31x31xH41cm



TAB233
console bronze top
122x36xH81cm



TAB289
console clear top
122x36xH81cm

MATERIALS

5mm heavy aged mirror top with wooden rim on a metal frame

PRODUCT CARE


Wipe mirror surface with glass cleaner and soft cloth.



bronze



charcoal



clear



TAB295
desk – charcoal
100x50xH76cm



TAB293
rectangular bar cart – charcoal
46x75xH93cm



TAB294
round bar cart – charcoal
49xH43cm



TAB292
rectangle nesting coffee table – charcoal
40x40xH40cm
85x45xH45cm
40x40xH40cm



TAB290
side table – charcoal
40x40xH45cm



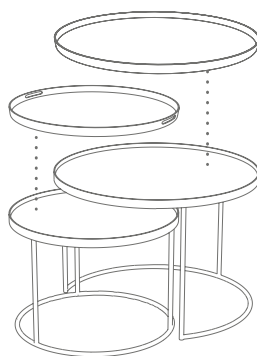
TAB291
side table – charcoal
40x40xH60cm

MATERIALS

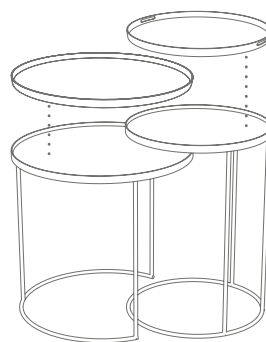
Charcoal mirror with metal frame

PRODUCT CARE

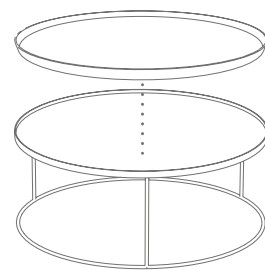
We recommend removing any spills immediately to prevent permanent staining on surfaces. For regular dusting, use a dry soft cloth. Clean glass surfaces with a non abrasive glass cleaner and clean metal parts with mild soap and warm water, rinse clean and wipe dry. Do not use any steel wool or sandpaper, mineral acids, bleaches or chlorine cleansers on any of the surfaces.



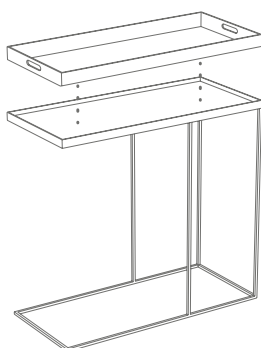
TAB231
nesting coffee table set-2
small D48xH37cm
large D61xH43cm



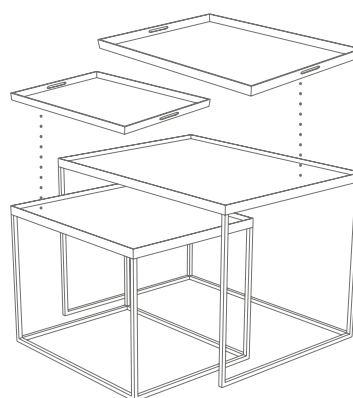
TAB287
nesting side table set-2
small D49xH66cm
large D62xH57cm



TAB288
xlarge round tray coffee table
D93xH38cm



TAB197
rectangular tray stand
70x32xH63cm



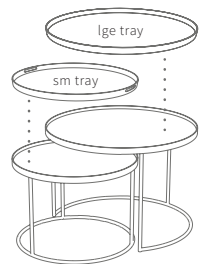
TAB254
rectangular nesting stand set-2
sm 46x36xH31cm
lge 61x46xH38cm

MATERIALS

Meranti plywood with a metal frame

PRODUCT CARE

Dust regularly using a soft dry cloth. For a more thorough cleaning on metal, use mild soap and warm water. Rinse with clean water and wipe dry. Do NOT use steel wool, sandpaper, mineral acid, bleach, or chlorine cleaners on metal surfaces.



TAB231

small D48xH4cm



TRA065
aged & mirrored



TRA066
timber slice charcoal



TRA069
mirrored slice silver



TRA076
glass tribal hex glass



TRA094
timber black beads



TRA101
mirrored light aged



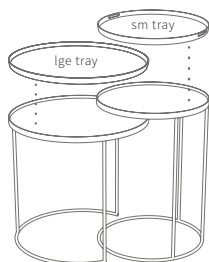
TRA075
glass umbrellas



TRA102
glass blue halos



TRA108
glass connected dots



TAB287

large D61xH4cm



TRA067
mirrored Moroccan frost



TRA074
mirrored birds of paradise



TRA083
timber black Marrakesh



TRA095
timber white Marrakesh




TRA068
mirrored bronze slice



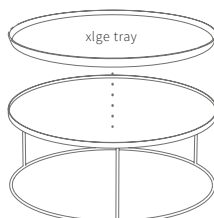
TRA096
mirrored mist w gold beads



TRA109
glass slate layered dots



TRA110
tribal stripe



TAB288

xlarge D92xH4cm



TRA111
midnight beads



TRA112
white slice

MATERIALS

Timber trays
Mirrored trays

Meranti plywood, albasia wood rim
Clear or mirrored glass on a meranti plywood base, albasia wood rim

PRODUCT CARE

Our wooden trays are varnished with water-based top coat to repel common substance and fluids, such as coffee, tea, and wine. However, the protective coat is not foolproof guarantee against stains. Remove spills immediately to prevent staining. Always use coasters to prevent hot surfaces from leaving marks on the wooden trays. Use a dry soft cloth for general dusting. Use furniture polish with a soft cloth on timber trays and clean glass surfaces with a non abrasive glass cleaner. Do not use any steel wool or sandpaper, mineral acids, bleaches or chlorine cleansers on any of the surfaces.


small 46x36xH4cm



TRA084
mirrored
indigo ikat



TRA090
heavy aged mirror
bronze



TRA103
glass
gold dotted line



TRA113
glass
silver dots



TRA091
heavy aged mirror
mist w beaded detail

large 61x46xH5cm



TRA092
mirrored
mist w multi beads



TRA093
heavy aged mirror
bronze



TRA114
glass
sienna layered dots



TRA104
glass
gold and blue halos

narrow 68x31xH4cm



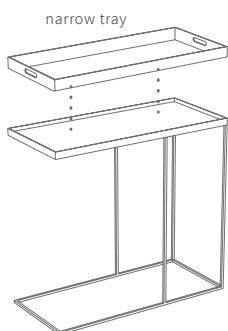
TRA088
heavy aged mirror - frost



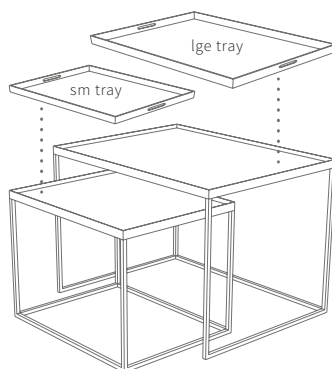
TRA071
mirrored gate



TRA070
timber tile



TAB197



TAB254

MATERIALS


Timber trays
Mirrored trays

Meranti plywood, solid oak rim
Clear or mirrored glass on a meranti plywood base, solid oak rim

PRODUCT CARE

Our wooden trays are varnished with water-based top coat to repel common substance and fluids, such as coffee, tea, and wine. However, the protective coat is no foolproof guarantee against stains. We recommend removing spills immediately to prevent staining. Always use coasters to prevent hot surfaces from leaving marks on the wooden trays.

Use a dry soft cloth for general dusting. Use furniture polish with a soft cloth on timber trays and clean glass surfaces with a non abrasive glass cleaner. For all metal parts use mild soap and warm water, rinse with clean water and wipe dry. Do not use any steel wool or sandpaper, mineral acids, bleaches or chlorine cleansers on any of the surfaces.




Combining functionality and art. The hand-finished mirrors and trays are all one-of-a-kind, and flexibly designed to be used as stand-alone pieces, or alternatively with a wall hanger (either flush to the wall or overlapping) to create your own art piece (as shown above).

MATERIALS


Round 5mm heavy aged mirror mounted on Meranti plywood with a wooden rim
 Rectangle 3mm heavy aged mirror mounted on Meranti plywood with a metal rim

PRODUCT CARE

Wipe mirror surface with glass cleaner and soft cloth. Our wooden trays are varnished with water-based top coat. Use furniture polish with a soft cloth on timber trays and clean glass surfaces with a non abrasive glass cleaner.



MIR144
 heavy aged mirror bronze
 small
 D48xH3cm



MIR145
 heavy aged mirror bronze
 medium
 D61xH3cm



MIR146
 heavy aged mirror bronze
 large
 D92xH3cm

wall art hanging hardware



MIS559
 aluminium hanger
 H13xW5cm



MIS560
 overhanger
 H22xW8cm