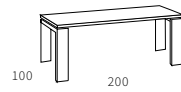


# HUGO DINING TABLE

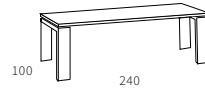


**MATERIAL**  
 Lavastone top  
 Solid acacia legs  
 Iron metal support

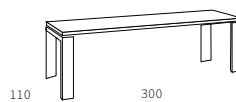
**ALSO AVAILABLE**  
 small coffee table  
 large coffee table



**small**  
 200x100xH76cm  
**TAB369**



**medium**  
 240x100xH76cm  
**TAB370**



**large \*special order**  
 300x110xH76cm  
**TAB371**

**PRODUCT CARE**

Each piece is finished with a sealer, which provides a degree of protection against most day-to-day substances from penetrating the surface. However this is removed over time with cleaning so special care should be taken to avoid oil, red wine and pigment rich spills.

Wipe spills immediately with a clean, dry cloth. Do not use abrasive cleaners as they will remove the top layer of protection. Re-apply a protective layer of wax or similar product frequently.

Use coasters, placemats, trivets etc to protect surface from stains, scratches and most importantly hot objects which can interact with the sealer layer and discolour it.

**PREVENTATIVE TREATMENT**

For the table top apply an even coat of colourless wax every 6-8 months or as required, to maintain an adequate level of protection. Incorrect application of wax, sealers and cleaners voids your warranty.

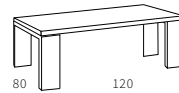
Sure Seal Grout, Tile & Stone Sealer or similar can also be used for extra protection. Follow instructions on pack carefully as incorrect application also voids your warranty. This is available at [papaya.com.au/brands/sure-seal](http://papaya.com.au/brands/sure-seal) or your local Papaya store.

# HUGO COFFEE TABLE



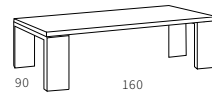
**MATERIAL**  
Lava stone top  
Solid acacia legs  
Iron metal support

**ALSO AVAILABLE**  
small dining table  
medium dining table  
large dining table



**small**  
120x80xH40cm

**TAB372**



**large**  
160x90xH40cm

**TAB373**

## PRODUCT CARE

Each piece is finished with a sealer, which provides a degree of protection against most day-to-day substances from penetrating the surface. However this is removed over time with cleaning so special care should be taken to avoid oil, red wine and pigment rich spills.

Wipe spills immediately with a clean, dry cloth. Do not use abrasive cleaners as they will remove the top layer of protection. Re-apply a protective layer of wax or similar product frequently.

Use coasters, placemats, trivets etc to protect surface from stains, scratches and most importantly hot objects which can interact with the sealer layer and discolour it.

## PREVENTATIVE TREATMENT

For the table top apply an even coat of colourless wax every 6-8 months or as required, to maintain an adequate level of protection. Incorrect application of wax, sealers and cleaners voids your warranty.

Sure Seal Grout, Tile & Stone Sealer or similar can also be used for extra protection. Follow instructions on pack carefully as incorrect application also voids your warranty. This is available at [papaya.com.au/brands/sure-seal](http://papaya.com.au/brands/sure-seal) or your local Papaya store.